

Selene 55 Finish Grade



JMYS

Jeff Merrill Yacht Sales, Inc. | www.JMYS.com
4153 Country Club Drive | Long Beach, CA 90807

Florida address: Jeff Merrill Yacht Sales, Inc. | 2650 W State Road 84, Suite 103 | Ft. Lauderdale, FL 33312

Finish Grade



**Price: \$1,225,000.00 Location: Hilton Head, SC
LLC Owned**

Selene 55 Finish Grade

SPECIFICATIONS:	
YACHT NAME:	<i>Finish Grade</i>
BRAND AND MODEL:	Selene 55 Wide Body
TYPE:	Long range, raised pilothouse trawler yacht with flybridge
LOCATION:	Hilton Head, SC
MODEL YEAR:	2009
HULL NUMBER:	70
HULL COLOR:	White
DECK:	White deck with Grey non-skid
REGISTRY:	United States Coast Guard documented
US DUTY PAID:	CBP 7501 Entry Summary
DESIGNER:	Howard Chen
BUILDER:	Jet-Tern Marine Co. - Zhuhai, China
HULL MATERIAL:	Solid fiberglass
DISPLACEMENT:	109,000 LBS. 49,442 KG
BALLAST:	6,666 LBS. 3,024 KG
SPEED:	Cruise 7.5 knots at ~1,300 RPM. Top 10.5 knots at WOT
RANGE:	3000 miles at cruise speed - 7.0 knots
LOA:	62'0" 18.9 M
LWL:	54'4" 16.56 M
BEAM:	16'8" 5.12 M
DRAFT:	6'4" 1.95 M
AIR DRAFT:	24' 7.32 M
A/B RATIO	2.34
D/L RATIO	287
CP - PRISMATIC COEFFICIENT	0.73
ENGINE:	Single Cummins QSL9-405MCD 405 HP (~3,850 hours July 2023)
TRANSMISSION:	Twin Disc MG5082 Ratio: 2.88
PROPELLER / SHAFT:	3" Aqua Alloy 22 shaft Tides Marine self-aligning dripless shaft seal 4 blade 37" x 30" Nibral bronze propeller Spurs line cutter
MAIN EXHAUST:	Wet exhaust
GET HOME PROPULSION:	Wesmar APU-300 PTO pump from generator
THRUSTERS:	Side-Power SE210/250TC 24V 13 HP each (bow and stern)
STABILIZATION:	Naiad 252 7.5 SQ.SF hydraulic active fin stabilizers

Selene 55 Finish Grade

ELECTRICAL:	12VDC 24VDC 230VAC 115VAC
SHORE POWER:	60 Cycle 50-amp House and air conditioning Fore Aft
GENERATOR:	Northern Lights 20-kW M844LW3.3 (~2316 hours July 2023)
INVERTER/CHARGER:	Mastervolt Chargemaster 24/110-2 Mastervolt Chargemaster 24/80-3 Magnum Energy MS4024 Inverter 24V-105-amp main engine alternator
BATTERIES:	Bow thruster: (2) Lifeline GPL-4DL Main engine: (2) Lifeline GPL-4DL Generator: (2) Lifeline GPL-3100T House: (10) Lifeline GPL-4DL
INTERIOR LIGHTING:	Halogen and LED mix
CLIMATE CONTROL:	Cruisair reverse cycle HVAC: 70,000 BTU (3) compressors
MACHINERY EQUIPMENT:	Reverso GP-3015 oil changer for main, gear, and generator Dual Racor 1000 for main Dual Racor 500 for generator ESI Total Fuel Management system Kahlenberg P449-25 air compressor for horn Glendinning yacht controller (foredeck and cockpit ports)
WINDLASS:	Maxwell HWC2200 24V electric horizontal windlass
GROUND TACKLE:	110 lb. Lewmar claw 65 lb. Lewmar plow 400' of 7/16" chain for each anchor Fortress FX-55 spare in lazarette
CRANE:	Steelhead Marine SM1250R (1250 lbs.)
TENDER AND OUTBOARD:	2013 AB 12'0" 12DLX 40 HP Yamaha outboard
NAV/COM BRANDS:	Ritchie Garmin SIMRAD Timezero Icom ACR Maretron Smartcraft Starlink Pepwave
ENTERTAINMENT:	40" Sony flat screen TV with DVD in saloon and Denon entertainment system Toshiba 22" TV with DVD in VIP stateroom 26" Samsung TV in owner cabin with DVD Media speakers through-out
STATEROOMS:	Two: Owner amidship, VIP forward
BEDDING:	(Owner) amidship with custom queen mattress (VIP) island custom queen mattress
WATER MAKER:	Bluewater Express XT 40 GPH (in-op) VIQUA UV filter H2O Spot Free 5000
HEADS:	Two: Tecma freshwater 24V electric macerating marine heads
HOT WATER:	Torrid MVS30 30 gallon, 240V Engine heated

Selene 55 Finish Grade

SHOWERS:	Two: Stand up shower in owner head with door Stand up shower in guest head with door
LAUNDRY:	Samsung washer Bosch dryer
GALLEY:	Fisher & Paykel Dishwasher Drawers Franke stainless steel sink basin with InSinkErator disposal GE Profile four burner LPG stove GE Advantium oven/microwave Three Sub-Zero 700BR refrigerator drawers Sub-Zero 700BC Freezer drawer Frigidaire countertop Icemaker Frigoboat freezer in lazarette
INTERIOR WOOD:	Cherry
INTERIOR COUNTERS:	Granite counters
INTERIOR UPHOLSTERY:	Sunbrella
INTERIOR FLOORING:	Teak and Holly hardwood throughout Carpet overlay throughout
BILGE PUMPS:	Four: Rule 2000 GPH One: Rule 3700 GPH One: Whale Gusher Titan manual pump
TANKAGE: (approx.)	
FUEL:	1,100 gallons 4,163 liters (Two fiberglass primary tanks)
HOLDING BLACK:	120 gallons 454 liters (One fiberglass tank)
FRESH WATER:	400 gallons 1514.16 liters (Two fiberglass tanks)
SAFETY:	Sea-Fire FE800M in engine room (5) handheld BCI extinguishers through-out LPG gas detection in galley Co2 Smoke High water alarms EPIRB
PHOTO DATE:	Most photos taken July 2023
Note: All information is believed accurate but should be verified.	

INTRODUCTION:

The Selene brand of trawlers are extremely capable and there are now several hundred out cruising. By sales volume, the Selene 53 has been their most popular design, but it evolved into the improved version known as the Selene 55. **Finish Grade** is hull 70 in the combined series. She was ordered to accomplish what is best for a cruising couple; two staterooms, widebody, stabilization, thrusters and even has a separate get home propulsion package. Her current owners have enjoyed and cruised the east coast and Bahamas for the past year and a half, making improvements and fine tuning to keep her fresh. Unfortunately, family issues are calling them back to shore and they are not sure when they can next take off so have made the decision to offer her for sale and let someone else take the helm and go off exploring.

ACCOMMODATIONS & LAYOUT:

MAIN SALOON:

Selene 55 Finish Grade

It is easy to understand why the Selene 55's wide body design is one of the most popular layouts among owner operators. From the cockpit and entering the main saloon through the Diamond Seaglaze Dutch door, a warm, large, and welcoming space shows off **Finish Grade's** supreme craftsmanship. A built-in entertainment center houses a Sony 40" flat screen TV, which is accompanied by a Denon entertainment system. Seating accommodations come from an L shaped settee to port, and twin Haverty reclining leather chairs to starboard.

- 40" Sony flat screen TV with DVD
- Teak and holly flooring (protected with carpet overlay)
- Exposed ceiling beams with wood caps
- Teak overhead grab rail
- Denon home theater surround sound system
- Cruisair air conditioning
- Diamond Seaglaze Dutch door
- Hi/lo teak table to port
- L-shaped settee to port
- Double Haverty reclining chairs to starboard

GALLEY:

Sharing the same space as the saloon and port side forward is **Finish Grade's** large galley. A U-shaped counter-top laid with granite, smart cabinetry, and premium appliances all make for a very comfortable meal prep area. Appliances include a Fisher & Paykel two drawer dishwasher, Franke stainless steel sink basin with InSinkErator disposal, GE Profile four burner LPG gas stove, Sub-Zero 700BR refrigerator (three drawers), Sub-Zero 700BC freezer (one drawer), GE Advantium oven/microwave and Frigidaire countertop icemaker. The sink is situated below a window facing out the port side of the vessel, giving great views of the surrounding outside areas. A hatch in the galley sole provides quick and easy access to the machinery spaces below.

- Fisher & Paykel two drawer dishwasher
- Franke stainless steel sink basin
- InSinkErator garbage disposal
- GE Advantium oven/microwave
- GE Profile four burner LPG gas stove
- Granite countertops
- Three Sub-Zero 700BR refrigerator drawers
- One Sub-Zero 700BC freezer drawer
- Frigidaire countertop icemaker

PILOTHOUSE:

Leaving the galley, you go forward up three steps to arrive in the pilothouse. **Finish Grade's** pilothouse was built for the long-distance cruiser who demands both comfort and functionality. Enjoy the panoramic views of your cruising grounds from her Stidd luxury helm chair. Laid before her operator is an extensive array of navigational equipment, destroyer wheel and Glendinning engine controls.

Behind is a large L-shaped settee offset to port with cabinetry and shelving above and behind. Chart drawers are built into this. A table makes the settee ideal for two to dine or a larger group to socialize.

Selene 55 Finish Grade

Port and starboard of the pilot house, are Diamond Seaglaze Dutch doors for access to the Portuguese bridge and side decks.

- Kodon Radar
- 23" Seatronic MFD with Timezero navigation software
- Nauticast AIS Class B
- Maretron N2K Analyzer
- Vessel systems mimic panel
- Simrad AP28 Autopilot
- Dual ICOM VHF
- Furuno TZ9 Chartplotter
- Onboard video monitoring
- Cummins engine instrument panel
- Northern Lights generator instrument panel
- Glendinning engine controls
- Destroyer stainless steel wheel
- Chart table
- Bow and stern thruster controls
- Maxwell windlass controls
- Naiad stabilizer controls
- L-shaped settee
- ACR spotlight control
- ICOM M504 VHF radio
- Smartcraft engine data display

Forward stairway to living quarters:

To starboard, a gently curving staircase leads down to the ship's living quarters. Built into the starboard wall of this staircase is a Bosch dryer, and other convenient storage opportunities. At the bottom of the stairs and across the hall is a Samsung washer.

VIP GUEST STATEROOM – Forward:

The VIP stateroom is forward with a huge centerline island berth. The berth is surrounded with bed stand counters on both sides as well as louvered lockers outboard and above the headboard. There are two voluminous hanging lockers. The Toshiba 22" flat screen television is recessed into the port aft bulkhead for a clear view from the bed. There are opening port lights outboard to port and starboard. The VIP stateroom, like the rest of the living spaces, is comfortably air-conditioned as well. The sole is teak and holly with carpeting on top. The overhead hatch has a sliding shade/screen and built in escape ladder.

- Toshiba 22" flat screen TV with DVD
- Centerline island berth
- Cruisair climate control

Selene 55 Finish Grade

VIP HEAD:

Nestled forward of the owner stateroom and to starboard is the VIP head. The glass door shower is a stand-up model with a teak seating platform, and teak flooring grate. A Techma freshwater head, granite counter, and granite flooring complete the space.

- Techma freshwater head
- Stand up shower with teak bench seating and teak flooring grate
- Granite counter tops
- Granite flooring

OWNER STATEROOM:

The owner stateroom is ideally situated midship, below the pilothouse. The queen sized walk around berth is fitted with a custom memory foam mattress. There are opening portlights to port and starboard with sliding shoji screens for privacy. The entire room is lined with beautiful teak paneling. This is a very well-lit area with lots of attractive hidden accent lighting. To port is a bureau with a bank of drawers. There are hanging lockers and the teak and holly floor is carpeted. The master has its' own head and shower ensuite. There is a Samsung flat screen TV in the forward bulkhead. Aft and to starboard is the access to the engine room which is concealed behind a teak cabin door. To starboard is a built-in desk with additional drawers and cabinets for storage.

- Custom memory foam queen mattress
- Cruisair climate control
- Ample drawer and closet space
- Samsung 26" flat screen TV with DVD

OWNER HEAD:

The owner stateroom connects to an ensuite head to port. The shower includes a glass door with teak slat seat and teak flooring grate on the drain pan. This is a large head that features a Tecma fresh water toilet, sink and granite counter. There are mirrors, cabinets, a medicine locker and plenty of room for his and hers toiletries.

- Techma freshwater head
- Standup shower with teak bench and teak flooring grate
- Granite countertops
- Granite flooring
- Medicine cabinet

WORKING AREAS:

ENGINE ROOM:

In the engine room is where ***Finish Grade's*** heart rests, a powerful 405 horsepower Cummins QSL-9. The Northern Lights 20kW generator sits behind the engine and is mounted athwartships. Diesel fuel transfer is handled by an elaborate but user-friendly ESI Total Fuel Management system. ***Finish Grade's*** get home propulsion system consists of a Wesmar APU-300 PTO pump from the Northern Lights 20kW generator. The forward outboard alcoves allow access to the Naiad active fin stabilizers. The engine room also includes a Fire Boy fire suppression system and Torrid hot water heater.

Selene 55 Finish Grade

On the port side of the engine room forward is a ladder that connects to the galley above, offering an alternative access. The spaciousness in the engine room for getting around and observing the machinery provides the captain and crew with excellent access making this vital area of the boat extraordinarily easy to service and inspect.

- Cummins QSL-9 405 HP main engine
- Northern Lights 20kW generator
- ESI Total Fuel Management
- Naiad active fin stabilizers
- Torrid hot water heater
- Wesmar APU-300 PTO get home propulsion
- Access from galley, lazarette, and owner stateroom
- Fire Boy fire suppression
- Reverso GP-3015 oil changer for main, transmission, and generator
- VIQUA UV filter
- Fiberglass fuel tanks

LAZARETTE:

Widely considered the 'garage' among fellow cruisers, ***Finish Grade's*** lazarette is accessed from her aft cockpit via a large floor hatch with lock. There is plenty of room here for storing your larger items that you do not desire in the living interior spaces of the ship. Items such as bulk fluids, scuba gear, water toys, and cleaning materials are well suited for this space. There are several through hulls serving various duties – all easy to get to. Lifeline batteries, stern thruster, and built in freezer are all housed here for convenience. This lazarette is a working space that is easy to get around in and is nicely finished for a working area.

- Side-Power stern thruster
- Hydraulic steering access
- Built in freezer
- Battery storage
- Bluewater Express XT watermaker (in-op)

EXTERIOR:

SWIM PLATFORM:

Finish Grade's oversized swim platform makes for a convenient and secure location to board via dinghy, or swimming activities. Stainless steel staples add to the swim platforms security as well. A folding ladder is mounted underneath the swim platform. It is accessible by water.

- Safety staples
- Hand rails
- Transom boarding gate
- Mounted folding swim ladder
- Shore power connections

Selene 55 Finish Grade

COCKPIT and SIDE DECKS:

The cockpit is quite large. Other Selene 55 owners find this to be an appropriate place for a four-seat cocktail table. One could also use this space for fishing during long blue water travels. There is a boarding gate on the transom, one to port, and one to starboard. To the port side of the cockpit is a molded in semi-spiral staircase to the upper boat deck and flybridge.

- Three boarding gates (transom, port, starboard)
- Hot and cold freshwater cockpit shower
- Raw water washdown
- Molded staircase to upper boat deck and flybridge
- Teak cap rails
- Lazarette access
- Saloon access
- Drawer storage
- Glendinning yacht controller port

Finish Grade is a Wide Body model which means she has one side deck to starboard, maximizing interior volume. Walking from the aft cockpit forward along the starboard side deck, and up a few stairs is **Finish Grade's** protected Portuguese bridge. The Portuguese bridge wraps around the pilot house and provides those aboard a safer way to traverse the external spaces of the yacht. There is also a high boarding gate to starboard. A hinged door gives access to the ship's foredeck.

FOREDECK:

The Foredeck is entered through a hinged door from the Portuguese bridge. You have shore power connections up front (in addition to aft) and deck hatches which provide natural airflow into the VIP stateroom and VIP head. The ground tackle arrangement allows for two anchors and includes an electric horizontal windlass and is backed with a stainless steel Sampson post. At the forward face of the Portuguese bridge is a built-in cushioned seating area.

- Maxwell HWC2200 horizontal electric windlass
- 110 LB Lewmar anchor with 400' of 7/16" chain
- 65 LB Lewmar anchor with 400' of 7/16" chain
- Built-in seating with cushion
- Raw water washdown
- Freshwater washdown
- Shore power connections
- Glendinning yacht controller port

BOAT DECK:

The boat deck is accessed outside by ascending the port side stairway from the cockpit or inside from the starboard side of the pilothouse. This incredibly large deck is directly over the saloon. There is a Steelhead Marine SM1250R crane installed for launching and retrieving the 2013 AB 12DLX powered by a 40 HP Yamaha outboard. Stainless steel railing outlines the boat deck to help secure crew and guests. This is

Selene 55 Finish Grade

another popular location for guests to relax and lounge with outdoor furniture (not included). An outdoor barbeque and sink make for a wonderful place to entertain guests with your culinary skills.

- Steelhead Marine SM1250R Crane
- 2013 AB 12DLX with Yamaha 40 HP outboard
- Secure stainless-steel railing
- Kuuma barbeque

FLYBRIDGE:

The view from the flybridge is spectacular and this is a wonderful place to operate the yacht when the weather is nice. It also serves as a great place to relax and enjoy your anchorage. **Finish Grade** continues to exhibit her top of the line finish with the factory built hardtop option. There are two teak backed helm chairs forward of a fiberglass lunch table and the table has a built-in bench seating area behind it with storage underneath. Navigation equipment similar to what is found in the pilothouse lines the operator's dash.

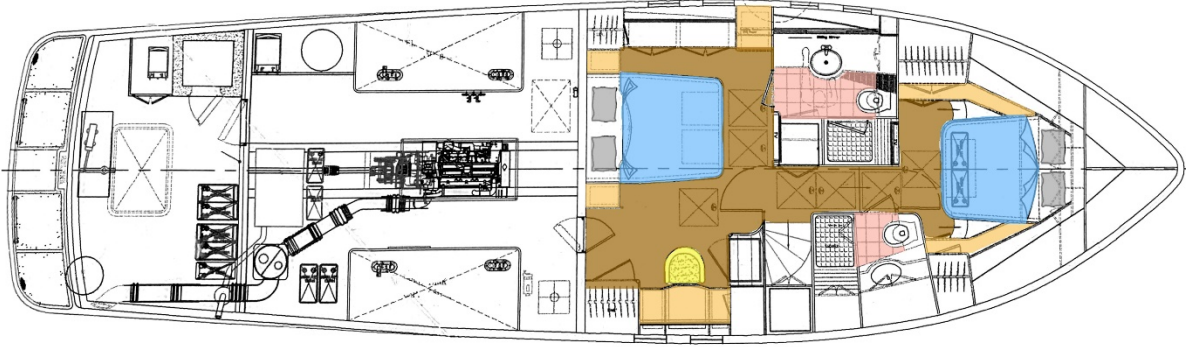
- 15" MFD with Timezero navigation software
- Garmin Depth display
- Two teak backed captain's chairs
- L-shaped settee with fiberglass table
- Factory hardtop
- Glendinning engine controls
- Destroyer stainless steel wheel
- SIMRAD auto pilot
- Bow and stern thruster controls
- Maxwell windlass control
- ACR search light control
- Ritchie compass
- ICOM M504 VHF

OWNER IMPROVMENTS SINCE OWNERSHIP:

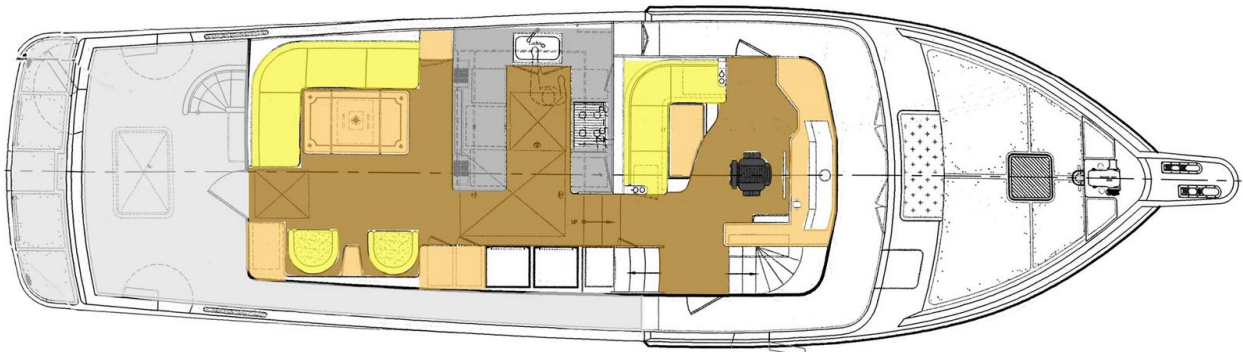
- *Bluewater Express XT Watermaker (in-op)*
- *VIQUA UV filter*
- *Electronics upgrades*
- *Cushions recovered with sunbrella fabric*
- *Dual Haverty recliners*
- *Carpet*
- *Custom blinds*
- *Spurs line cutter*
- *Stereo*
- *Custom memory foam mattress*

Selene 55 Finish Grade

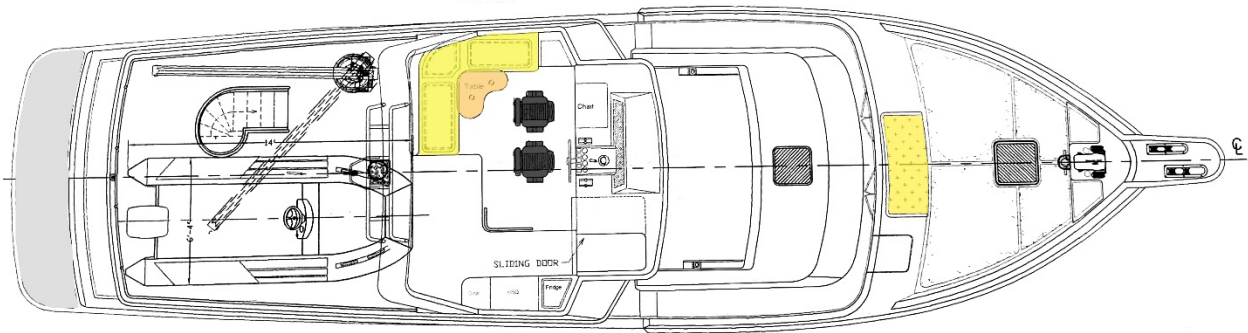
LAYOUT: Living quarters and machinery spaces



LAYOUT: Main and Lower Deck – Saloon, Galley Head and Staterooms



LAYOUT: Main and Lower Deck – Saloon, Galley, Pilothouse



LAYOUT: Upper boat deck and flybridge

BROKER COMMENTS:

The Selene 55 is surely a head turner in any marina or anchorage. Her stout design and methodic craftsmanship make for a highly sought after vessel. **Finish Grade** offers an incredible value in the long-

Selene 55 Finish Grade

range cruiser market. Her current owners have loved her well and have high hopes of passing her on to deserving owners.

EXCLUSIONS:

Potential purchasers should assume that items on the vessel at the time of viewing, but not specifically listed on this sheet, are not included with the sale of the yacht. These specifications are believed to be true and correct but cannot be guaranteed. Items excluded include, but are not limited to; paintings, books, personal items in lockers and drawers*, Scuba diving gear, fishing rods and reels, SUP and paddle, loose items in lazarette that are not boat specific, tools, decorations in staterooms, bedspreads, comforters, bed pillows, all towels, kitchen supplies (pots, pans, dishes, silverware), antique nautical items and binoculars. *Owner's personal effects and clothing will be removed prior to closing.

DISCLAIMER:

Specifications and details of this vessel are provided in good faith for informational purposes only. Details regarding the specifications, operating characteristics and condition of the vessel have been obtained from sources believed reliable, but the owner and brokers cannot guarantee or warrant the accuracy of this information or the condition of the vessel. Buyer assumes responsibility to verify all speeds, capacities, consumptions and other measurements contained herein and otherwise provided and agrees to instruct his/her agent or surveyor to confirm such details prior to purchase. Vessel is offered subject to prior sale, price and inventory changes and withdrawal from market without notice.

Brokerage: JMYS is a US based (licensed and bonded yacht brokerage in California, Florida and Washington) with an international emphasis specializing in ocean capable trawlers and recreational tugs. Our brokers are experienced boaters, most are trawler owner/operators with thousands of hours and miles at sea. The team at JMYS has extensive trawler and motor yacht product knowledge and our skills are available for coaching after the sale has concluded.

Co-Brokerage: Fellow yacht broker association members: This listing is available for co-brokerage and JMYS is a 50/50 house. Courtesy showings are available by appointment. Florida listings subject to appropriate broker licensing required by law.

This listing specification has been approved by the sellers for accuracy. The photos, images and descriptive content are copyrighted by JMYS and may not be copied or used without specific written permission

***Listing broker. Mark Pittman, (Licensed Florida Yacht Broker) is a trawler specialist. All inspections are by appointment only. Please contact listing broker, **Mark Pittman** by phone, text, or email for additional information or to schedule your personal showing. Mark is always available via Mobile +1 803.320.3586 (call or text). You can send a detailed email to: Mark@JMYS.com**



Selene 55 Finish Grade

*Listing broker. John Hoffman



About the listing broker: John Hoffman has years of experience working with the Nordhavn brand over the years, having retired from his position as Nordhavn Commissioning Manager in 2015. John's product knowledge, systems skills and friendly, helpful attitude have helped him excel as a JMYS yacht broker. John has his yacht salesman license in Florida and is eager to work with many current clients and also looking forward to helping new buyers and sellers. Please contact listing broker John Hoffman for additional information or to schedule a viewing appointment.

You can email John at John@JMYS.com or call/text +1 772.215.3720.