

Selene 56 Seeker



Jeff Merrill Yacht Sales, Inc. | www.JMYS.com
4153 Country Club Drive | Long Beach, CA 90807

Jeff Merrill Yacht Sales, Inc. | 6878 NW 20th Ave. | Fort Lauderdale, FL 33309-1513



2017 Selene 56 Seeker

PRICE: \$1,950,000.00

LOCATION: Bahamas

Seeker is a late model, Selene 56 in like-new condition currently enjoying time in the Bahamas. This Selene 56 is the “deep hull” configuration with more headroom in the engine room and the cruisers stern aft which provides a bit more waterline underway and is softens floating at anchor. Her arrangement summary is: three staterooms, two heads, single engine, double walking side decks.

She was originally based in the Pacific northwest and became an amazing auction opportunity (sight unseen) that her second owners couldn’t pass up. They upgraded and outfitted in Washington and after a summer enjoying Alaska cruising, they embarked on a great adventure, sailing her around to the US east coast through the Panama Canal. During their stewardship many notable improvements have taken place, two that top the list are the addition of air conditioning and painting the hull. The hull was painted in Stuart, FL in late 2023.

Selene 56 Seeker

Seekers owners have done a masterful job of keeping her clean, fresh and ready to cruise. She has proven to be an excellent vessel for this active owner operator couple. They have enjoyed operating her as a couple and also traveling with friends and family. Her generous size and clever layout provide spacious accommodation - comparable to the Selene 60. She has enjoyed long, comfortable passages with plenty of space for entertaining and cruising with guests. Guests will appreciate the private staterooms (a VIP with island berth and double bunk) that share a head and shower.

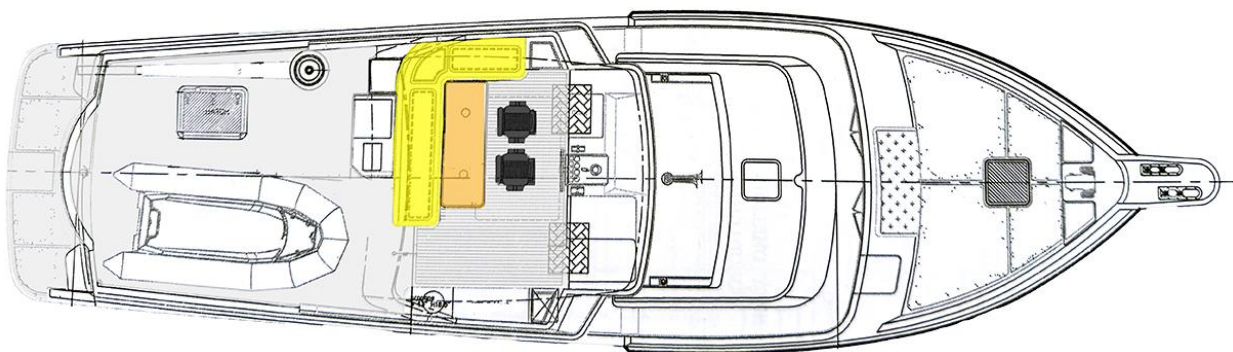
You have a secure path on deck with symmetrical double walking side decks hemmed with tall bulwarks that connect the cockpit and the foredeck via the Portuguese bridge. The flybridge is capped with the much-desired fiberglass hard top and this area with two helm chairs and a settee with table is a great place to enjoy cruising, at rest and underway.

Powered by a 410 HP single engine Cummins QSL9410MDI. This provides an economical cruising speed of 7.8 knots which can provide a range of approximately 2,800 miles. The deep-keel model creates a taller engine room adding convenience to access for maintenance and service.

For comfort underway her Keypower hydraulic active fin stabilizers help her track on an even keel. When docking, you have the convenience of electric bow and stern thrusters. For anchoring out, she has a Maxwell horizontal windlass on the bow with two large anchors ready to be deployed.

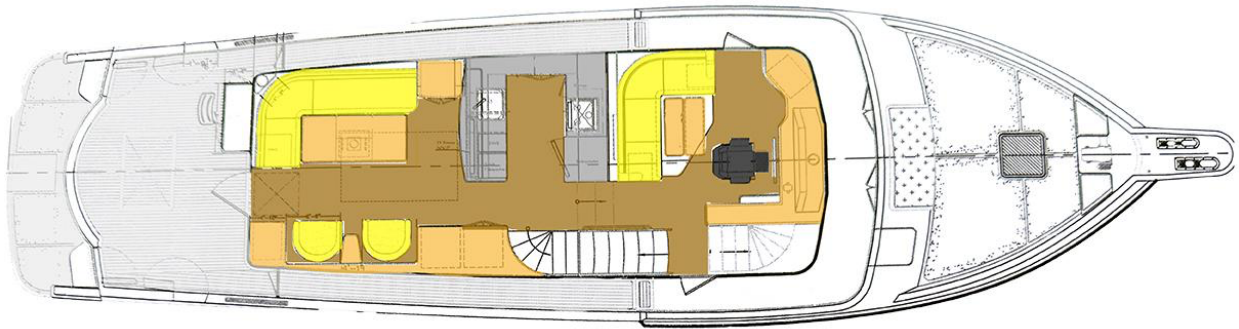
The interior of **Seeker** is a stunning example of Jet-Tern Marine old world craftsmanship. Her light teak woodwork is warm and soothing. The owners have added artwork and personal items to make her their home afloat (artwork and decorations do not convey with the purchase). Words, drawings, photos and video can only be shared enough to intrigue you. To fully appreciate **Seeker** you need to get aboard. Please contact listing broker, **Jeff Merrill, CPYB** if you would like to discuss **Seeker** in more detail and to make an appointment to see her for yourself.

Exterior: Boat deck, Flybridge, Foredeck

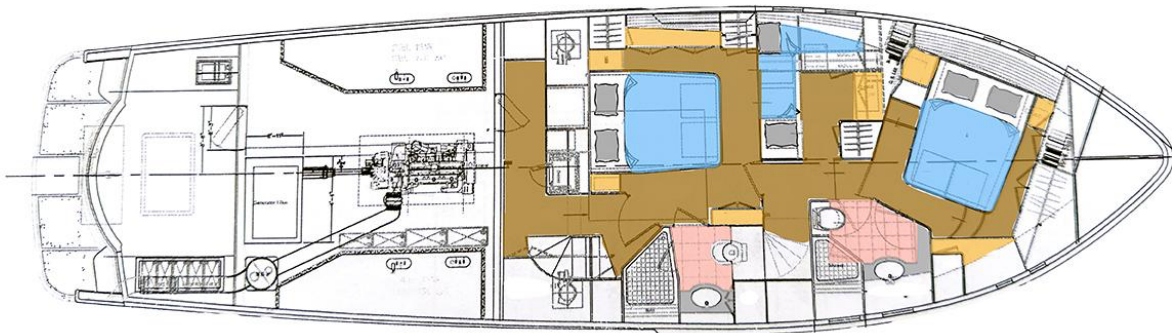


Selene 56 Seeker

Main deck: Saloon, Galley, Pilothouse



Lower deck: Staterooms, Heads



SPECIFICATIONS:	
YACHT NAME:	<i>Seeker</i>
BRAND AND MODEL:	Selene 56
TYPE:	Long range raised pilothouse trawler yacht with flybridge
LOCATION:	Bahamas
MODEL YEAR:	2017
HULL NUMBER:	115
HULL COLOR:	Blue Awlgrip paint (December 2023 in Stuart, FL)
DECKS:	Double walkway side decks around saloon Teak decking on swim platform Teak decking on cockpit and side decks Teak decking on flybridge Gelcoat nonskid on Portuguese bridge, foredeck and boat deck
REGISTRY:	United States Coast Guard documented
DESIGNER:	Howard Chen
BUILDER:	Jet-Tern Marine

Selene 56 Seeker

COUNTRY OF ORIGIN:	Zhuhai, China
HULL MATERIAL:	Solid fiberglass
DISPLACEMENT:	109,800 lbs. 49.8 MT
BALLAST:	7,000 LBS. 3,175 KG
SPEED:	Cruise 9 knots. Top 11.5 knots
RANGE:	2,800 miles at cruise speed - 7.8 knots (S/L 1.12).
LOA:	62'6" 19.5 M
LWL:	54'4" 16.55 M
BEAM:	16'8" 5.08 M
DRAFT:	5'9" 1.75 M
AIR DRAFT:	26' 7.92 M Note: Hardtop clearance approximately 17'9" 5.41 M
MAIN ENGINE:	Cummins: QSL9410MDI 410 HP (Hours: ~2,465 April 2026) ZF single lever main engine control in pilothouse and on flybridge
TRANSMISSION:	ZF 325-1 2.96:1 transmission
PROPELLER / SHAFT:	2" Aquamet 22 shaft Four blade propeller
MAIN EXHAUST:	Wet exhaust
THRUSTERS:	SidePower electric bow and stern thruster with proportional controls
STABILIZATION:	Keypower hydraulic active fin stabilizers
ELECTRICAL FREQUENCY:	60 Hertz – US style – 50-amp
SHORE POWER:	50-amp for house and 50-amp air con. Aft house shore power to Glendinning reel in lazarette Separate aft 50 amp for air con. Forward 50-amp shore power and 50-amp air conditioning
GENERATOR:	Onan MDKDP 17.0 kW generator with sound shield (~ 880 hours April 2026) Note: sized and set up for future addition of hydraulic pump to run drive for turning main shaft as a backup propulsion
INVERTER/CHARGER:	(2) Victron Multiplus 24 volt: 3000 VA 70-amp inverters (1) Victron Skylla TG 24 volt 100 amp charger (1) Victron Skylla TG 24 volt 50 amp charger for generator (1) Victron Skylla TG 24 volt 50 amp charger for main engine / bow thruster
BATTERIES:	Lifeline AGM house batteries and start batteries
INTERIOR LIGHTING:	LED lighting

Selene 56 Seeker

CLIMATE CONTROL:	Webasto HVAC air conditioning in saloon/galley, staterooms, pilothouse and flybridge Beckett diesel furnace
MACHINERY EQUIPMENT:	Reverso oil changer for main, main transmission and generator ESI fuel polishing system Racor Duplex for main Racor Duplex for generator
WINDLASS:	Maxwell HWC 2500 horizontal electric windlass with dual gypsies Note: (2) anchors ready to deploy
GROUND TACKLE:	50 kg / 110 lb. primary anchor with 400' chain 30 kg / 66lb. secondary anchor with chain
CRANE:	Steelhead 1500 lb. hydraulic crane with extendable boom
TENDER AND OUTBOARD:	Highfield 14' (360 GT aluminum hull) rigid inflatable dinghy with seat and steering console 30 HP Tohatsu outboard with electric start and tilt Note: 2025 model with less than four hours of operation
NAV/COM BRANDS:	Starlink Simrad Icom FLIR Maretron
ENTERTAINMENT:	Starlink antenna mounted on boat deck Entertainment cabinet in saloon with Sonos stereo Speakers inside and outside Saloon 50" flat screen television Owner 32" Samsung flat screen television
STATEROOMS:	Three: Owner stateroom aft VIP stateroom forward Guest with two bunk berths amidships to port
BEDDING:	(Owner) amidship with custom mattress (VIP) forward with angled double bed with custom mattress Port guest stateroom with (2) single berths
PLUMBING:	Kinetico home style filtered fresh water system
WATERMAKER:	Legend Modular: LDM40120517 75 LPH/ 1800 LPD (on weekly flush schedule)
HEADS:	Two: Tecma 24V DC freshwater toilets (electric freshwater) in owner and guest
HOT WATER:	Torrid HVS-30 - 30-gallon water heater tank
SHOWERS:	Three: Stall in owner head with shower door Stall in guest head with shower door Cockpit shower
LAUNDRY:	Asko W6424 full sized clothes washer and separate Asko T754 butterfly clothes dryer

Selene 56 Seeker

GALLEY:	Bertazzoni (4) burner propane stove and oven Bosch microwave oven GE Monogram refrigerator with two freezer drawers including icemaker Krushr trash compactor Large stainless-steel sink with Insinkerator garbage disposal Kinetico filtered fresh water tap
INTERIOR WOOD:	Light Teak
INTERIOR COUNTERS:	Granite counters
INTERIOR UPHOLSTERY:	Ultraleather
INTERIOR FLOORING:	Teak and Holly hardwood throughout
BILGE PUMPS:	Five (5) Rule electric bilge pumps with Ultra float switch with counters in pilothouse Whale manual bilge pump
ADDITIONAL EQUIPMENT:	Stidd helm chair Two Delta-T exhaust fans in engine room Engine room and aft facing exterior cameras
TANKAGE: (approx.)	
FUEL:	1,500 gallons 5,678 L (Two fiberglass tanks)
HOLDING BLACK:	150 gallons 567.8 L (One fiberglass tank)
FRESH WATER:	400 gallons 1,514 L (Two stainless steel tanks)
SAFETY:	Fireboy engine room fire suppression system USCG safety package Revere 6-person life raft (expires December 2026) Engine room high water bilge alarm EPIRB
PHOTO DATE:	Most photos taken April 2026
Note: All information is believed accurate but should be verified.	

Cockpit and Swim deck

The cockpit is the primary arrival location by dinghy - through the swim platform - or by dock (on either side). The swim deck has folding cleats and U-rail staple supports. It is covered with teak, has a built-in swim ladder and there are two entry doors into the cockpit. The aft shore power connections are protected behind a fiberglass locker door (including a Glendinning reel) and there is also a hot/cold outside freshwater shower for rinsing off.

The cockpit is covered above by the boat deck. This is an outdoor area with portable seating with a table and two chairs for relaxing or dining. The ladder up to the boat deck is to port (for quick access to the crane and tender). There is also a console with drawers and locker storage for cleaning supplies or fishing tackle.

The entry level decks are covered with teak planks and the caprails atop the bulwarks are varnished. The cockpit connects the swim platform and both side decks. The lazarette below is accessed through a large hatch (which can be secured from the interior when you are away).

Selene 56 Seeker

- Built-in swim ladder on swim deck
- (2) removable staples on swim deck
- Stainless handrails on swim deck
- (4) access doors – two from swim deck and two from side decks
- Teak decks on swim deck, cockpit and both side decks
- Ladder to boat deck with fiberglass steps
- Manship hinged hatch cover at top of ladder
- Cockpit console bureau with teak fiddles and granite surface over locker and drawer
- (2) folding chairs with table on aft deck
- Aft deck freshwater wash down
- Cockpit shower (hot and cold fresh water)
- Burnewin stainless-steel fishing rod holders
- Overhead music speakers
- Teak ensign staff
- Varnished cap rails (with canvas covers)
- Aft and outboard storage lockers
- Aft shore power connections (also bow shore power connections)
- Glendinning Cablemaster for house 50-amp shore power cord
- Watertight hatch in cockpit to access lazarette below

Saloon:

The most welcoming entrance is coming into the saloon from the cockpit through the teak veneered Dutch door. You enter a beautiful room with large windows on both sides and a view forward to the galley and pilothouse. The entire interior is warm and inviting visually, and climate controlled via air conditioning and a separate diesel boiler.

The saloon on *Seeker* is ideally proportioned. To starboard a set of barrel chairs are divided by a built-in cabinet. There are three built-ins to starboard including a large cabinet forward with lockers and drawers and the starboard side has a set of steps up to the pilothouse or a curved flight of stairs down to the aft landing – easy forward to the owner stateroom, or aft through the pantry zone to the engine room.

The port side of the saloon has a large L-shaped settee and teak dining table. There is a forward cabinet with storage for stereo equipment, and the saloon is divided from the galley by the tall counter on the port side.

- (2) comfortable barrel chairs to starboard
- L-shaped settee to port
- Teak dining table with leaves
- Teak and holly flooring
- Wireless controlled window shades with blinds

Selene 56 Seeker

- Wood slat blinds
- Battery select switches under port settee
- Lazarette locking pin under port settee
- Curved starboard stairwell forward to owner stateroom engine room landing
- 50" Samsung flat screen television
- Sonos stereo system with speakers
- Glass window cabinets for display forward to starboard.
- Mounted reading lamps
- Overhead handrail
- Dutch Door (dual panel) with teak veneer and roller insect screen framed

Galley:

The galley connects with the saloon, taking up the entry level forward to port. The utility of this galley layout has been arranged to make meal preparation efficient. The Bertazzoni propane stove and oven and Bosch microwave convection oven will help you prepare most of your warm meals. Your dry goods provisions have storage locations inside lockers. Cold food storage is chilled with GE refrigerator with two freezer drawers. There is storage space for additional household appliances like toasters and blenders. The granite counters offer a large amount of surface for galley chores including meal preparation. There are numerous lockers and drawers.

- Granite counter tops
- Bertazzoni (4) burner propane stove and oven
- Custom stainless hinged heat guard for cooking on stove top
- Bosch microwave oven with exhaust and over range lighting
- Locker doors over a bank of four slide out drawers forward of stove top
- GE home sized refrigerator with two freezer drawers (including icemaker)
- Krushr trash compactor
- Large basin stainless steel sink with pull out faucet
- Insinkerator garbage disposal
- Kinetico filtered freshwater filtration system
- Lockers, cabinets and drawers for utensils and cooking gear
- Opposite the galley is additional cabinetry with drawers and lockers and a forward raised cabinet with glass panels for display.

Pilothouse:

Up from the saloon/galley entry level, you arrive in the raised pilothouse. Immediately forward are the viewing windows, surrounded above and below with an assortment of navigation and communications electronics. There is a Stidd helm chair perch for running underway, with most controls, toggles, switches and displays easy to see and conveniently in reach. The two outboard Dutch doors have an elegant teak veneer and open out to the side decks. On the starboard side you can go down a flight of steps to the accommodations deck forward landing, or, turn aft and head up a set of steps to the

Selene 56 Seeker

flybridge. Behind the helm chair is a settee and table for visiting crew members to observe operations. This is an impressive pilothouse that includes the essentials and more.

- Stidd helm chair
- Teak steering wheel
- Cummins main engine display
- ZF single lever main engine control
- Onan generator remote panel
- Side Power bow and stern thruster toggles
- Side Power remote on lanyard
- (2) Simrad 19" display screens
- Simrad radar
- (3) Simrad repeaters forward overhead – wind, speed, depth, GPS, heading, etc.
- (1) Insignia PC display screen
- Logitech NavPC keyboard
- AIS, chart plotter, sounder
- TimeZero Navigation Software
- (2) Simrad autopilots
- Rudder angle indicator
- Icom IC-M506 VHF marine radio
- Icom Command Mic VHF
- Maretron TSM800C vessel monitoring display
- Victron BMV 712 battery monitor display
- Ritchie Powerdamp magnetic compass
- Ultra Safety high water alarm
- Maxwell remote windlass control (and breaker)
- Exalto wiper control
- Horn
- CCTV display for cameras - engine room, outside facing aft
- Fusion MS AV-650 Bluetooth stereo with speakers (SiriusXM – needs subscription)
- Fireboy fire pull below settee
- AC/DC main electrical panel with several sub panels for all breakers
- 24V DC fuse system
- 24C DC pump supply system
- Selene 56 Mimic safety panel with bilge pumps and navigation lights status, plus analog gauges for fuel and water tanks

Selene 56 Seeker

- Overhead hatch with Oceanaire roller screen/shade
- Teak magazine/book rack
- Multiple built-in hand holds
- Upholstered settee with teal table aft of helm
- Large file drawer and two smaller drawers
- Built in storage shelf aft with two chart drawers under and large double door locker outboard
- Under settee storage including large drawers for ships manuals and documents
- Teak and spruce sole
- Teak overhead grab rails
- Interior access to the flybridge
- Textilene white mesh covers for pilothouse windows
- Two teak veneered Dutch doors leading to the outside decks, port and starboard
- Slide out chart table above forward stairs
- Forward staircase to accommodations deck

Owner Stateroom:

The owners stateroom is amidships (aft), underneath the pilothouse near the center of the vessel to make it more comfortable when sleeping underway. From the saloon there is a stairway to the accommodations level (aft) and there is another stairway forward to this level from the pilothouse. The bed is positioned fore and aft with ample space on each side for getting in and out and making the bed. There are bed stands on each side. Outboard is a repeater display for keeping an eye on things when off watch. This stateroom is centrally located and especially quiet due to the pantry zone buffer dividing the space to the engine room. The ensuite head has a sink, toilet and shower

- Fore and aft large queen-sized bed approximately 5' - 1.52M wide x 6'8" - 2.03 M long
- Custom innerspring mattress with fitted sheets and bed spread
- Bed stands with lockers
- Cedar lined hanging lockers
- Multiple louvered door lockers
- Multiple drawers
- Teak and holly flooring
- Wall-mounted Samsung flat screen television
- Reading lights
- Vanity mirror on inboard bulkhead above cabinet
- Simrad navigation display over nightstand for easy monitoring of position, course and speed
- Anchor alarm over nightstand
- Opening port lights outboard
- Overhead LED lights provide excellent lighting

Selene 56 Seeker

- Cedar-lined wardrobe with internal LED lighting

Owner Head:

The owner head is convenient and private – ensuite with the owner stateroom. This is a roomy head with freshwater toilet, sink, drawers and a full size, stand up shower.

- Tecma 24V DC fresh water electric toilet.
- Granite countertop with sink
- Tilted mirror with teak frame above sink
- Heated granite flooring
- Several louvered locker door cabinets
- Several drawers
- Towel bars
- Exhaust fan
- Shower with bi-fold door
- Granite shower floor
- Wall mounted dispensers in shower for shampoo, conditioner, body wash
- Top half mirror on back of head door
- Stainless steel opening portlights

VIP Stateroom:

The VIP forward stateroom features an offset wide berth that is extremely practical and is part of the reason the rest of the vessel feels sized more like the Selene 60 model. The bed has a custom mattress, sheets and covers. There are several hanging lockers, counter surfaces and drawers. The storage beneath the bed also has access to a separate bow thruster chamber. For ventilation there are opening portlights outboard and an opening hatch above.

- Custom queen berth 6'10" - 2.07 M long x 5' - 1.52 M wide
- Teak and holly flooring
- Large hanging lockers
- Louvered locker doors for cabinets
- Large opening hatch with Oceanaire roller screen/shade
- Escape ladder in forward hanging locker
- Round opening portlights outboard
- Multiple drawers
- Reading lights
- Bed stands with drawers
- Bookshelf with fiddle
- Direct door access to guest head

Selene 56 Seeker

Shared Head (VIP and guest):

On the starboard side of the lower level, just forward of the stairway that connects to the pilothouse, a convenient head and shower is positioned. This is a shared head, at night for the VIP stateroom forward and the guest stateroom across the hall. This location also serves as the ships day head. There are two access doors, one from the hall and one from the VIP. There is a sink with a tilted mirror, storage lockers and drawers, the Tecma freshwater toilet and the stand up shower stall with hinged door.

- Tecma 24V DC fresh water electric toilet
- Top half mirror on back of head door
- Granite countertop
- Tilted mirror with teak frame above sink
- Heated granite flooring
- Overhead lockers with louvered doors
- Drawers
- Stall shower with clear door
- Wall mounted dispensers in shower for shampoo and conditioner
- Granite floor in shower
- Towel bars

Guest stateroom with desk (port):

This stateroom is across the hall from the forward stairway landing and serves as a sleeping cabin with two bunk beds (one fore/aft, the other athwartships). With storage drawers and a large hanging locker. There is also a desk surface forward if you want this room to double as an office. There are opening portlights outboard. Good lighting with extra space, this room can also be purposed as an interior storage location as well.

- Two single berths:
 - Aft lower athwartships = 6' – 1.83 M long x 1'1" - .32 M wide
 - Upper outboard fore/aft = 6'6" – 1.98 M long x 2'8" - .92 M wide
- Built in teak desk
- Stateroom entry is sliding pocket door
- Large hanging locker
- Louvered locker doors
- Multiple drawers
- Bookshelves
- Teak and holly flooring
- Opening port lights outboard

Utility room including pantry:

The area between the engine room aft and owner stateroom forward is a dividing “moat” that keeps noise down and is set up for storage of supplies including a cold plate freezer. Entering from the forward landing off the saloon, you go down one step level. Outboard to starboard is a large and well

Selene 56 Seeker

organized (with custom shelving) pantry area that maximizes the volume of space below the stairs. Continuing across to port the deep freeze is located forward with a granite surface and some storage. Along the forward bulkhead behind louvered doors are the separate Asko laundry appliances. There are additional lockers and drawers outboard to port including access to the port active fin stabilizers. The engine room door has a viewing window.

- Holding plate refrigeration/freezer cold storage
- Two granite counters
- Teak locker doors are louvered for air circulation and lockers have shelves for storage
- Asko W6424 full sized clothes washer
- Asko T754 butterfly clothes dryer
- Pantry locker with additional custom shelving bins under stairs
- Numerous cabinets and lockers and drawers.
- Storage for tools and spares
- Full height engine room access door with viewing window

Engine room:

The primary machinery space for **Seeker** is below the saloon and easily entered through the utility room behind the owner's stateroom. There is hatch from the galley for access to drop down if the owner stateroom is occupied. One of the Deep-Hull advantages is more headroom in the engine room. The layout of systems installations for access to conduct service and inspection is a priority. The primary entrance is through a tall door with viewing window that opens up for immediate access to the port walkway. The Cummins main engine can be inspected on all four sides. Alongside the port fuel tank is the ESI fuel management system and the Torrid hot water. The starboard side of the engine room has the fuel tank outboard, batteries inboard, with an easy walkway channel for access up forward to the fresh and sea water pumps. The forward bulkhead includes the Fireboy, hydraulic reservoir, Racor fuel filters and diesel supply/return manifolds and the Reverso oil changer. The Onan generator is installed aft and athwartships. The Onan was outfitted with the ability to connect a PTO independent auxiliary drive if one is desired, so far it has not been deemed necessary. Outboard to starboard are the Skylla chargers. The lazarette door with window is aft on the port side walkway.

- Cummins: QSL9410MDI | 410 HP main engine
- ZF 325-1 2.96:1 transmission
- Stainless steel railing surrounding main engine
- Dual Racor fuel filters for main engine
- Fiberglass fuel tanks outboard with Selene magnetic flip sight glasses
- Diesel fuel manifolds for supply, return and transfer
- Dry erase board
- Selene/ ESI diesel fuel management board with Racor, pump and manifold
- Skylla TG 24V, 50-amp main engine and bow thruster battery charger
- Onan 17 kW generator with sound shield and PTO mount-ready

Selene 56 Seeker

- Dual Racor fuel filters for generator
- Custom generator top shelf system for storage of tools
- Skylla TG 24V, 50-amp generator battery charger
- House and start batteries in secure boxes
- Reverso oil change system for main engine, main transmission and generator
- Through hulls and strainers labeled and easy to inspect/service
- Keypower active fin stabilizers
- Hydraulic oil reservoir
- Fireboy fire suppression (inspection due)
- Delta-T exhaust fans
- Bilge pumps
- Excalibur freshwater pump
- Excalibur sea water pump
- Torrid marine 30-gallon water heater tank

Lazarette:

The lazarette beneath the cockpit is directly connected to the engine room, through a hinged door with a window. You can also lift the large cockpit hatch and descend using the ladder with teak steps. The arrangement of equipment in this machinery space is well thought out and access is straight forward. Lazarette equipment and installations include steering system, air conditioning, Side Power stern thruster, inverters, chargers and batteries for electrical systems, Legend watermaker, Beckett diesel furnace and more. There are louvered door lockers with shelves inside for storing parts and other boat gear. This area is a great location for storing necessary “extras” like fishing gear, spares, tools, oils, cleaning supplies, etc.

- Access door with viewing window from engine room
- Hinged opening hatch to cockpit (with locking pin in saloon)
- Stainless steel ladder with teak steps
- Legend Modular 50 GPH water maker with filters and membranes (on regular flush cycle)
- Lifeline batteries in covered shelving area
- Beckett diesel furnace
- Teak grid flooring (removable)
- Tides shaft seal for rudder
- Webasto reverse cycle HVAC air conditioning
- Glendinning shore power bucket and connection
- Shore power breakers
- (2) Victron Multiplus 24 volt 3000 VA 70-amp inverters
- (1) Victron Skylla TG 24 volt 100-amp charger

Selene 56 Seeker

- (2) protected battery banks
- Stern thruster battery
- Victron battery isolator
- Main engine exhaust muffler with drain
- Open shelving storage forward
- Multiple through hulls and strainers installed for easy inspection and service

Side decks, Portuguese bridge and foredeck:

Seeker has walking side decks on both sides of the saloon connecting the cockpit to the foredeck and back around through the Portuguese bridge. The side decks are teak, and the bulwarks are topped with varnished teak. The covered side decks are good in all weather. There are several fender line tubes with cam cleats and fueling access on both decks. The side decks also protect the engine room air ventilation grills. Several ideally positioned hawse holes with cleats for docking lines. The outside windows on Seeker are stainless frames.

The steps of the Portuguese bridge transition to non-skid. You can enter the pilothouse through Dutch doors or continue forward. There are lockers built in the Portuguese bridge for storing canvas, hoses, cleaning supplies, etc. There is an entry to the foredeck offset to starboard.

The foredeck is another outdoor space to enjoy. The bench seat with cushions is a fun place to enjoy the spectacular view. Up forward, the dual anchor platform is set up with two anchors ready to deploy via the Maxwell horizontal windlass. There are tall stainless rails along the perimeter and a comfortable nonskid for sure footing.

- Stainless handrails atop Portuguese bridge
- Lockers for storage in Portuguese bridge (with teak grates for air circulation)
- Pump out access
- Access door to foredeck
- Foredeck seating in the Portuguese bridge with Sunbrella cover
- Pilothouse windows have Textilene covers
- Small table
- Hatch over VIP stateroom
- Sampson post
- Hinged locker lids for access to chain lockers port and starboard
- Fresh water and sea water washdown
- Forward shore power connections (50-amp for house and 50-amp for air conditioning)
- Hawes holes with cleat horns
- Maxwell HWC 2500 horizontal electric windlass with dual gypsy
- 50 kg/110 lb. anchor with 400' of chain
- 30 kg 95 lb. plow anchor with 400' of chain
- Anchor bridle with snubber
- Both anchors with Mantus swivels connecting to chain

Selene 56 Seeker

- Anchor chain tension locks to secure chain against rollers
- Pivoting anchor rollers
- Varnished teak burgee staff with Selene pennant

Flybridge:

This is a popular location aboard in all-weather with the hard top overhead you can enjoy shaded breeze, and with the clear panels in place you can observe your surroundings in air-conditioned comfort. There are two access points, from the ladder in the cockpit or from the stairs aft in the pilothouse through the stainless sliding hatch with clear panels. There are two Selene helm chairs for running the vessel with easy access to primary controls for underway operations. Forward of the flybridge, the pilothouse roof has solar panels, nav com antennae, FLIR and LED forward facing lights. Behind the helm area is a large settee and table. There is a console outboard to starboard with xxx and a built-in barbeque aft for outdoor cooking.

- Fiberglass hard top
- Lights for illuminating the boat deck
- Hard top has electronics mast with antenna mounts above and
- Clear side screens
- (2) Selene helm chairs with covers
- Seating on all sides behind helm
- Stainless steel destroyer helm
- Teak decking
- Air conditioning
- Cummins main engine display panel
- ZF single lever engine control
- Bow and stern thruster toggles
- Simrad nav com display
- Autopilot
- VDO rudder angle indicator
- Ritchie compass
- Icom M506 VHF radio
- Maxwell windlass remote control
- Bow and stern thruster controls
- Sunbrella covered settee cushions
- Fiberglass table
- Solar panels
- FLIR

Selene 56 Seeker

Boat Deck:

The deck above the saloon is primarily for the tender – storage and launching. This upper deck is hemmed with stainless steel railing. You can access the boat deck via a ladder from the cockpit. This deck surface is non-skid. The Highfield tender is an ideal shore boat for visiting marina docks and exploring beaches. The dinghy is launched by a Steelhead crane. For safety the life raft and Lifesling are mounted and ready.

- Railed access hatch via cockpit ladder
- Hinged, clear hatch/cover with stainless rails for ladder up and down
- Highfield 14' (360 GT aluminum hull) 2025 rigid inflatable dinghy with seat and steering console
- Cover for tender
- 30 HP Tohatsu 30 HP outboard with electric start and tilt (approximately 4 hours of run time)
- Steelhead ES1500: 1,500 lb. hydraulic crane
- Revere Offshore Commander 2.0 6-person life raft mounted in cradle
- Lifesling
- Fiberglass West Marine dock box (for gear including dinghy cover storage)
- Built in console forward with granite top
- Console includes lockers and drawers and propane tanks
- Sedona Lynx stainless steel propane barbeque
- Single burner cooker with stainless cover
- Additional outboard propane locker with tank
- Stainless rails, some removeable for launching dinghy and storage receivers in deck when rails pulled
- Canvas weather-cloths secured to stainless railing surrounding boat deck

Selene 56 Seeker



Talk Through Tour: <https://www.youtube.com/watch?v=-pGWyvUYohY>



Selene 56 Seeker

EXCLUSIONS:

Potential purchasers should assume that items on the vessel at the time of viewing, but not specifically listed on this sheet, are not included with the sale of the yacht. These specifications are believed to be true and correct but cannot be guaranteed. Items excluded include, but are not limited to; personal items in lockers and drawers. *Owners' personal effects, artwork, wall hangings, photos, tools, binoculars, cameras and clothing will be removed prior to closing.

DISCLAIMER:

Specifications and details of this vessel are provided in good faith for informational purposes only. Details regarding the specifications, operating characteristics and condition of the vessel have been obtained from sources believed reliable, but the owner and brokers cannot guarantee or warrant the accuracy of this information or the condition of the vessel. Buyer assumes responsibility to verify all speeds, capacities, consumptions and other measurements contained herein and otherwise provided and agrees to instruct his/her agent or surveyor to confirm such details prior to purchase. Vessel is offered subject to prior sale, price and inventory changes and withdrawal from market without notice.

Brokerage: JMYS is a US based (licensed and bonded yacht brokerage in California, Florida, Virginia and Washington) with an international emphasis specializing in ocean capable trawlers and recreational tugs. Our brokers are experienced boaters; most are trawler owner/operators with thousands of hours and miles at sea. The team at JMYS has extensive trawler and motor yacht product knowledge and our skills are available for coaching after the sale has concluded.

Co-Brokerage: Fellow yacht broker association members: **Seeker** is available for Co-Brokerage, please call to discuss special listing arrangements in place. This listing specification has been approved by the sellers for accuracy. The photos, images and descriptive content are copyrighted by JMYS and may not be copied or used without specific written permission.

Listing broker. Jeff Merrill, CPYB (Certified Professional Yacht Broker) has extensive product knowledge of the trawler market plus direct experience with the Selene brand and has been involved in several transactions of Selene 56s. Jeff is a familiar face to YouTube viewers and a 25-year featured presenter at Trawlerfest events across the country. He has written dozens of articles about trawlers for *Ocean Navigator* and *PassageMaker* magazines and is one of the online instructors for *Boaters University*.

Please contact listing broker, **Jeff Merrill, CPYB** by phone, text or email for additional information or to schedule your personal showing. Jeff is available via Mobile + 1 949.355.4950 (Call, WhatsApp or Text). You can send a detailed Email to: Jeff@JMYS.com.



Licensed and Bonded in California, Florida, Virginia and Washington.

YouTube: Jeff Merrill Yachts | Twitter: @merrillyachts | LinkedIn: jeff.merrill

Facebook: Jeff Merrill Yacht Sales | Instagram: JMYSTrawlers

Selene 56 Seeker

Chairman, Certification Advisory Council (CAC) for CPYB 2023, 2024 and 2025
Yacht Brokers Association of America | International Yacht Brokers Association (Florida) | Northwest
Yacht Brokers Association | California Yacht Brokers Association – President 2015 and 2016



IYBA

